

Inverted Matrix: Efficient Discovery of Frequent Items in Large Datasets in the Context of Interactive Mining

Mohammad El-Hajj
Department of Computing Science
University of Alberta
Edmonton, AB, Canada, T6G 2E8
mohammad@cs.ualberta.ca

Osmar R. Zaiane
Department of Computing Science
University of Alberta
Edmonton, AB, Canada, T6G 2E8
zaiane@cs.ualberta.ca

ABSTRACT

Existing association rule mining algorithms suffer from many problems when mining massive transactional datasets. One major problem is the high memory dependency: either the gigantic data structure built is assumed to fit in main memory, or the recursive mining process is too voracious in memory resources. Another major impediment is the repetitive and interactive nature of any knowledge discovery process. To tune parameters, many runs of the same algorithms are necessary leading to the building of these huge data structures time and again. This paper proposes a new disk-based association rule mining algorithm called Inverted Matrix, which achieves its efficiency by applying three new ideas. First, transactional data is converted into a new database layout called Inverted Matrix that prevents multiple scanning of the database during the mining phase, in which finding frequent patterns could be achieved in less than a full scan with random access. Second, for each frequent item, a relatively small independent tree is built summarizing co-occurrences. Finally, a simple and non-recursive mining process reduces the memory requirements as minimum candidacy generation and counting is needed. Experimental studies reveal that our Inverted Matrix approach outperforms FP-Tree especially in mining very large transactional databases with a very large number of unique items. Our random access disk-based approach is particularly advantageous in a repetitive and interactive setting.

Categories and Subject Descriptors

H.2.8 [Database Management]: Data Mining

Keywords

Association Rules, Frequent Patterns Mining, COFI-tree, Inverted Matrix

Permission to make digital or hard copies of all or part of this work for personal or classroom use is granted without fee provided that copies are not made or distributed for profit or commercial advantage and that copies bear this notice and the full citation on the first page. To copy otherwise, to republish, to post on servers or to redistribute to lists, requires prior specific permission and/or a fee.

SIGKDD '03, August 24-27, 2003, Washington, DC, USA
Copyright 2003 ACM 1-58113-737-0/03/0008 ...\$5.00.

1. INTRODUCTION

Recent days have witnessed an explosive growth in generating data in all fields of science, business, medicine, military, etc. The same rate of growth in the processing power of evaluating and analyzing the data did not follow this massive growth. Due to this phenomenon, a tremendous volume of data is still kept without being studied. Data mining, a research field that tries to ease this problem, proposes some solutions for the extraction of significant and potentially useful patterns from these large collections of data. One of the canonical tasks in data mining is the discovery of association rules. Discovering association rules, considered as one of the most important tasks, has been the focus of many studies in the last few years. Many solutions have been proposed using a sequential or parallel paradigm. However, the existing algorithms depend heavily on massive computation that might cause high dependency on the memory size or repeated I/O scans for the data sets. Association rule mining algorithms currently proposed in the literature are not sufficient for extremely large datasets and new solutions, that do not depend on repeated I/O scans and less reliant on memory size, still have to be found.

1.1 Problem Statement

The problem of mining association rules over market basket analysis was introduced in [1]. Association rules are not limited to market basket analysis, but the analysis of sales or what is known as basket data, is the typical application often used for illustration. The problem consists of finding associations between items or itemsets in transactional data. The data could be retail sales in the form of customer transactions or even medical images [14]. Association rules have been shown to be useful for other applications such as recommender systems, diagnosis, decision support, telecommunication, and even supervised classification [4]. Formally, as defined in [2], the problem is stated as follows: Let $I = \{i_1, i_2, \dots, i_m\}$ be a set of literals, called items. m is considered the dimensionality of the problem. Let \mathcal{D} be a set of transactions, where each transaction T is a set of items such that $T \subseteq I$. A unique identifier TID is given to each transaction. A transaction T is said to contain X , a set of items in I , if $X \subseteq T$. An *association rule* is an implication of the form " $X \Rightarrow Y$ ", where $X \subseteq I$, $Y \subseteq I$, and $X \cap Y = \emptyset$. An itemset X is said to be *large* or *frequent* if its *support* s is greater or equal than a given minimum support threshold σ . The rule $X \Rightarrow Y$ has a *support* s in the transaction set \mathcal{D} if

$s\%$ of the transactions in \mathcal{D} contain $X \cup Y$. In other words, the support of the rule is the probability that X and Y hold together among all the possible presented cases. It is said that the rule $X \Rightarrow Y$ holds in the transaction set \mathcal{D} with *confidence* c if $c\%$ of transactions in \mathcal{D} that contain X also contain Y . In other words, the confidence of the rule is the conditional probability that the consequent Y is true under the condition of the antecedent X . The problem of discovering all association rules from a set of transactions \mathcal{D} consists of generating the rules that have a *support* and *confidence* greater than a given threshold. These rules are called *strong rules*. This association-mining task can be broken into two steps: 1. A step for finding all frequent k -itemsets known for its extreme *I/O* scan expense, and the massive computational costs; 2. A straightforward step for generating strong rules.

1.2 Related Work

Several algorithms have been proposed in the literature to address the problem of mining association rules [10, 8]. One of the key algorithms, which seems to be the most popular in many applications for enumerating frequent itemsets is the *apriori* algorithm [2]. This *apriori* algorithm also forms the foundation of most known algorithms. It uses a monotone property stating that for a k -itemset to be frequent, all its $k-1$ -itemsets have to be frequent. The use of this fundamental property reduces the computational cost of candidate frequent itemsets generation. However, in the cases of extremely large input sets with outsized frequent 1-items set, the *apriori* algorithm still suffers from two main problems of repeated *I/O* scanning and high computational cost. One major hurdle observed with most real datasets is the sheer size of the candidate frequent 2-itemsets and 3-itemsets. Park et al. have proposed the Dynamic Hashing and Pruning algorithm (DHP) [13]. This algorithm is also based on the monotone *apriori* property, where a hash table is built for the purpose of reducing the candidate space by pre-computing the proximate support for the $k+1$ item set while counting the k -itemset. DHP has another important advantage, the transaction trimming, which removes the transactions that do not contain any frequent items. However this trimming and the pruning properties cause problems that make it impractical in many cases [16].

The partitioning algorithm proposed in [6] reduced the *I/O* cost dramatically. However, this method has problems in cases of high dimensional itemsets (i.e. large number of unique items), and it also suffers from the high false positives of frequent items. The Dynamic Itemset Counting (DIC) reduces the number of *I/O* passes by counting the candidates of multiple lengths in the same pass. DIC performs well in cases of homogenous data, while in other cases DIC might scan the databases more often than the *apriori* algorithm.

Another innovative approach of discovering frequent patterns in transactional databases, FP-Growth, was proposed by Han et al. in [9]. This algorithm creates a compact tree-structure, FP-Tree, representing frequent patterns, that alleviates the multi-scan problem and improves the candidate itemset generation. The algorithm requires only two full *I/O* scans of the dataset to build the prefix tree in main memory and then mines directly this structure. This special memory-based data structure becomes a serious bottleneck for cases with very large databases.

1.3 Motivations and Contributions

Apriori-like algorithms suffer from two main severe drawbacks: the extensive *I/O* scans for the databases, and the high cost of computations required for generating the frequent items. These drawbacks make these algorithms impractical in cases of extremely large databases. Other algorithms like FP-Tree based depend heavily on the memory size as the memory size plays an important role in defining the size of the problem. Memory is not only needed to store the data structure itself, but also to generate recursively in the mining process a set of smaller trees called conditional trees. As argued by the authors of the algorithm, this is a serious constraint [12]. Other approaches such as in [11], build yet another data structure from which the FP-Tree is generated, thus doubling the need for main memory. One can argue that the tree structure, such as FP-tree, could be stored on disk. Indeed, using a B+tree, as suggested by the original authors of FP-growth, one could efficiently store the prefix tree. However, no one has really experimented this approach or reported on it. We have analyzed the use of a B+tree to store the FP-Tree and found out that the number of *I/O*s increases significantly in the mining phase of the tree, defeating the purpose of building the tree structure in the first place.

The current association rule mining algorithms handle only relatively small sizes with low dimensions. Most of them scale up to only a couple of millions of transactions and a few thousands of dimensions [12, 7]. None of the existing algorithms scales to beyond 15 million transactions, and hundreds of thousands of dimensions, in which each transaction has an average of at least a couple of dozen items. This is the case for large businesses such as Walmart, Sears, UPS, etc.

In this paper we are introducing a new association rule mining disk-based algorithm that is based on the conditional pattern concept [9]. This algorithm is divided into two main phases. The first one, considered pre-processing, requires two full *I/O* scans of the dataset and generates a special disk-based data structure called Inverted Matrix. In the second phase, the Inverted Matrix is mined using different support levels to generate association rules using the Inverted Matrix algorithm explained later in this paper. The mining process might take in some cases less than one-full *I/O* scan of the data structure in which only frequent items based on the support given by the user are scanned and participate in generating the frequent patterns.

The remainder of this paper is organized as follows: Section 2 illustrates the transactional layout and the motivations of the Inverted Matrix approach. Section 3 describes the design and constructions of the Co-Occurrence Frequent Item Trees. Section 4 depicts the Inverted Matrix algorithm. Experimental results are given in Section 5. Finally, Section 6 concludes by discussing some issues and highlights our future work.

2. TRANSACTION LAYOUT

2.1 Observations on Superfluous Processing

Frequent itemset mining algorithms mine the database on a given fixed support threshold. If the support threshold changes, the mining process is repeated. In practice, since the minimum support is not necessarily known and needs tuning, the mining process is interactively repeated with

different values for the support threshold. In particular, if the support is consecutively reduced, k new scans of the database are needed for the *apriori*-based approaches, and a new memory structure is built for FP-growth like methods. Notice that in each run of these algorithms, previous accumulated knowledge is not taken into account. For instance, in the simple transactional database of Figure 1A, where each line represents a transaction (called horizontal layout), we can observe that when changing support one can avoid reading some entries. If the support level is greater than 4, then Figure 1B highlights all frequent items that need to be scanned and computed. Non-circled items in Figure 1B are not included in the generation of the frequent items, and reading them becomes useless. It is known that all of the existing algorithms scan the whole database, frequent and non-frequent items more than once generating a huge amount of useless work [12, 7, 8]. We call this superfluous processing. Figure 1C represents what we actually need to read and compute from the transactional database based on a support greater than 4. Obviously, this may not be possible with this horizontal layout, but with a vertical layout avoiding these useless reads is possible.

T#	Items				
T1	A	B	C	D	E
T2	A	E	C	H	G
T3	B	C	D	A	E
T4	F	A	H	G	J
T5	A	B	C	E	I
T6	K	A	E	I	C
T7	A	H	E	G	I
T8	K	L	M	N	O
T9	L	R	Q	A	O
T10	P	N	B	A	M

(A)

T#	Items				
T1	A	B	C	D	E
T2	A	E	C	H	G
T3	B	C	D	A	E
T4	F	A	H	G	J
T5	A	B	C	E	I
T6	K	A	E	I	C
T7	A	H	E	G	I
T8	K	L	M	N	O
T9	L	R	Q	A	O
T10	P	N	B	A	M

(B)

T#	Items			
T1	A	C	E	
T2	A	E	C	
T3	C	A	E	
T4	A			
T5	A	C	E	
T6	A	E	C	
T7	A	E		
T9	A			
T10	A			

(C)

Figure 1: (A): Transactional database (B): Frequent items circled (C): Needed Items to be scanned, $\sigma > 4$.

The transaction layout is the method in which items in transactions are formatted in the database. Currently, there are two approaches: the horizontal approach and the vertical approach. In this section these approaches are discussed and a new transactional layout called Inverted Matrix is presented and compared with the existing two methods.

2.2 Horizontal vs. Vertical layout

The relational database model consists of storing data into two-dimensional arrays called tables. Each table is made of N rows called features or observations, and M columns called attributes or representing variables. The format of storing transactions in the database plays an important role in determining the efficiency of the association rule-mining algorithm used. Existing algorithms use one of the two layouts, namely horizontal and vertical. The first one, which is the most commonly used, relates all items on the same transaction together. In this approach the ID of the transaction plays the role of the key for the transactional table. Figure 1A represents a sample of 10 transactions made of 18 items. The vertical layout relates all transactions that share the same items together. In this approach the key of each

Table 1: Transactions presented in vertical layout

Item	Transaction ID									
A	1	2	3	4	5	6	7	9	10	
B	1	3	5	10						
C	1	2	3	5	6					
D	1	3								
E	1	2	3	5	6	7				
F	4									
G	2	4	7							
H	2	4	7							
I	5	6	7							
J	4									
K	6	8								
L	8	9								
M	8	10								
N	8	10								
O	8	9								
P	10									
Q	9									
R	9									

record is the item. Each record in this approach has an item with all transaction numbers in which this item occurs. This is analogous to the idea of inverted index in information retrieval where a word is associated with the set of documents it appears in. Here the word is an item and the document is a transaction. Transactions in Figure 1A are presented by using the vertical approach in Table 1. The horizontal layout has a very important advantage, which is combining all items in one transaction together. In this layout and by using some clever techniques, such as the one used in [9], the candidacy generation step can be eliminated. On the other hand, this layout suffers from limitations such as the problem mentioned above that we called superfluous processing since there is no index on the items. The vertical layout, however, is an index on the items in itself and reduces the effect of large data sizes as there is no need to always re-scan the whole database. On the other hand, this vertical layout still needs the expensive candidacy generation phase. Also computing the frequencies of itemsets becomes the tedious task of intersecting records of different items of the candidate patterns. In [15] a vertical database layout is combined with clustering techniques and hypergraph structures to find frequent itemsets. The candidacy generation and the additional steps associated with this layout make it impractical for mining extremely large databases.

2.3 Inverted Matrix Layout

The Inverted Matrix layout combines the two previously mentioned layouts with the purpose of making use of the best of the two approaches and reducing their drawbacks as much as possible. The idea of this approach is to associate each item with all transactions in which it occurs (i.e. an inverted index), and to associate each transaction with all its items using pointers. Similar to the vertical layout, the item is the key of each record in this layout. The difference between this layout and the vertical layout seen previously is that each attribute on the Inverted Matrix is not the transaction ID, but a pointer that points to the location of the next item on the same transaction. The transaction ID could be preserved in our layout, but since it is not needed

Table 2: Phase 1, Frequency of each item

Item	Frequency	Item	Frequency	Item	Frequency
P	1	F	1	Q	1
R	1	J	1	O	2
D	2	K	2	L	2
M	2	N	2	I	3
G	3	H	3	B	4
C	5	E	6	A	9

for the purpose of frequent itemset mining, it is discarded. The pointer is a pair where the first element indicates the address of a line in the matrix and the second element indicates the address of a column. Each line in the matrix has an address (sequential number in our illustrative example) and is prefixed by the item it represents with its frequency in the database. The lines are ordered in ascending order of the frequency of the item they represent. Table 3 represents the Inverted Matrix corresponding to the transactional database from Figure 1A.

Building this Inverted Matrix is done in two phases, in which phase one scans the database once to find the frequency of each item and orders them into ascending order, such as in Table 2 for our illustrative example. The second phase scans the database again once to sort each transaction into ascending order according to the frequency of each item, and then fills in the matrix appropriately. To illustrate the process, let’s consider the construction of the matrix in Table 3. The first transaction in Figure 1A has items (A, B, C, D, E). This transaction is sorted into (D, B, C, E, A) based on the item frequencies in Table 2 built in the first phase of the process. Item D has the physical location line 7 in the Inverted Matrix in Table 3, B has the location line 15, the location of C is line 16, E is in line 17 and finally A is in line 18. This is according to the vertical approach. Item D has a link to the first empty slot in the transactional array of item B that is 1. Consequently, (15,1) entry is added in the first slot of item D to point to the first empty location in the transactional array of B. At the First empty location of B (15,1) an entry is added to point to the first empty location of the next item C that is (16,1). The same process occurs for all items in the transaction. The last item of the transaction, item A produces an entry with pointer null (ϕ, ϕ). The same is performed for every transaction.

Building the Inverted Matrix is assumed to be pre-processing of the transactional database. For a given transactional database, it is built once and for all. The next section presents an algorithm for mining association rules (or frequent itemsets) directly from this matrix. The basic idea is straight forward. For example, if the user decides to find all frequent patterns with support greater than 4, it suffices to start the mining process from location line 16. Line 16 represents the item C which has the frequency 5. Since the lines of the matrix are ordered, along with C, only the items that appear after C are frequent. All the other items are irrelevant for this particular support threshold. By following in the Inverted Matrix the chain of items starting from the C location, we can rebuild parts of the transactions that contain only the frequent items. Thus, we avoid the superfluous processing mentioned before. Table 4 represents the sub-transactions that can be generated from the Inverted Matrix of Table 3 by following the chains starting

from location line 16. The mining algorithm described in the next section targets these sub-transactions, and passes over all other parts dealing with de-facto non-frequent items. The sub-transactions of frequent items such as in Table 4 are never built at once. As will be explained in the next section, these sub-transactions are considered one frequent item at a time. In other words, using the Inverted Matrix, for each frequent item x , the algorithm would identify the sub-transactions of frequent items that contain x . These sub-transactions are then represented in a tree structure, that we call co-occurrence frequent item tree, which is mined individually.

Table 4: Sub-transactions with items having support greater than 4. (A) List of sub-transactions; (B) Condensed list.

C	E	A		
C	E	A		
C	E	A		
C	E	A		
C	E	A		
E	A			

(A)

Frequent Items	Occurs
C E A	5
E A	1

(B)

3. CO-OCCURRENCE FREQUENT-ITEM-TREES: DESIGN AND CONSTRUCTION

The generation of frequencies is considered a costly operation for association rule discovery. In *apriori*-based algorithms this step might become a complex problem in cases of high dimensionality due to the sheer size of the candidacy generation [8]. In methods such as FP-Growth [9], the candidacy generation is replaced by a recursive routine that builds a very large number of sub-trees, called conditional FP-trees, that are on the same order of magnitude as the frequent patterns and proved to be poorly scalable as attested by the authors [12].

Our approach for computing frequencies relies first on reading sub-transactions for frequent items directly from the Inverted Matrix, then building independent relatively small trees for each frequent item in the transactional database. We mine separately each one of the trees as soon as they are built, with minimizing the candidacy generation and without building conditional sub-trees recursively. The trees are discarded as soon as mined.

The small trees we build (Co-Occurrence Frequent Item Tree, or COFI-Tree for short) are similar to the conditional FP-tree in general in the sense that they have a header with ordered frequent items and horizontal pointers pointing to a succession of nodes containing the same frequent item, and the prefix tree per-se with paths representing sub-transactions. However, the COFI-trees have bidirectional links in the tree allowing bottom-up scanning as well, and the nodes contain not only the item label and a frequency counter, but also a participation counter as explained later in this section. Another difference, is that a COFI-tree for a given frequent item x contains only nodes labeled with items that are more frequent or as frequent as x .

To illustrate the idea of the COFI-trees, let us consider an example of sub-transactions of frequent items. Assume we have a transactional database that has the following frequent items (A, B, C, D, E, and F), where A is the most frequent

Table 3: Inverted Matrix

loc	Index	Transactional Array								
		1	2	3	4	5	6	7	8	9
1	(P,1)	(10,2)								
2	(F,1)	(5,1)								
3	(Q,1)	(4,1)								
4	(R,1)	(6,2)								
5	(J,1)	(13,2)								
6	(O,2)	(8,2)	(9,2)							
7	(D,2)	(15,1)	(15,2)							
8	(K,2)	(12,2)	(9,1)							
9	(L,2)	(10,1)	(18,7)							
10	(M,2)	(11,1)	(11,2)							
11	(N,2)	(ϕ , ϕ)	(15,4)							
12	(I,3)	(15,3)	(16,5)	(13,3)						
13	(G,3)	(14,1)	(14,2)	(14,3)						
14	(H,3)	(16,2)	(17,4)	(17,6)						
15	(B,4)	(16,1)	(16,3)	(16,4)	(18,9)					
16	(C,5)	(17,1)	(17,2)	(17,3)	(17,4)	(17,5)				
17	(E,6)	(18,1)	(18,2)	(18,3)	(18,5)	(18,6)	(18,7)			
18	(A,9)	(ϕ , ϕ)	(ϕ , ϕ)	(ϕ , ϕ)	(ϕ , ϕ)	(ϕ , ϕ)	(ϕ , ϕ)	(ϕ , ϕ)	(ϕ , ϕ)	(ϕ , ϕ)

Table 5: Example of Sub-transactions with frequent items

Frequent items	Occurs together
CD	2
CB	1
EA	2
FB	2
CDA	1
CBA	4

item, and F is the least frequent item in the database. Assume also that these frequent items occur in the database following the scenario of Table 5. These sub-transactions are generated from a given Inverted Matrix. To generate the frequent 2-itemsets, the *apriori* algorithm would need to generate 15 different patterns out of the 6 items {A, B, C, D, E, F}. Finding the frequency of each pattern and removing the non-frequent ones is necessary before even considering the candidate 3-itemsets. In our approach, itemsets of different sizes are found simultaneously. In particular, for each given frequent 1-itemset we find all frequent k-itemsets that subsume it. For this, a COFI-tree is built for each frequent item except the most frequent one, starting from the least frequent. No tree is built for the most frequent item since by definition a COFI-tree of an item x contains items that are more frequent than x .

With our example, the first Co-Occurrence Frequent Item tree is built for item F. In this tree for F, all frequent items which are more frequent than F and share transactions with F participate in building the tree. The tree starts with the root node containing the item in question, F. For each sub-transaction containing item F with other frequent items that are more frequent than F, a branch is formed starting from the root node F. If multiple frequent items share the same prefix, they are merged into one branch and an account for each node of the tree is adjusted accordingly. Figure 2 illustrates all COFI-trees for frequent items of Table 5. In

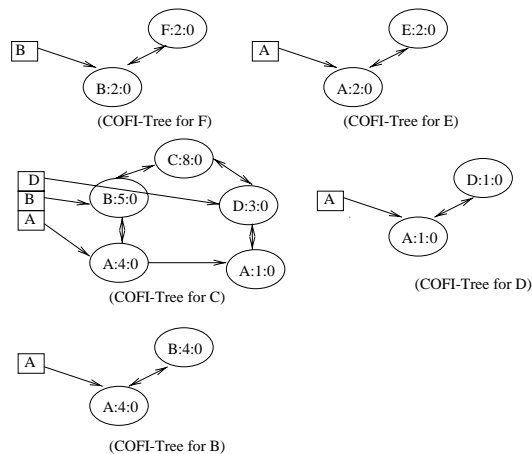


Figure 2: COFI-Trees

Figure 2, the round nodes are nodes from the tree with an item label and two counters. The first counter is a support for that node while the second counter, called participation-count, is initialized to 0 and is used by the mining algorithm discussed later. The nodes have also pointers: a horizontal link which points to the next node that has the same *item-name* in the tree, and a bi-directional vertical link that links a child node with its parent and a parent with its child. The bi-directional pointers facilitate the mining process by making the traversal of the tree easier. The squares are actually cells from the header table as with the FP-Tree. This is a list made of all frequent items that participate in building the tree structure sorted in ascending order of their global support. Each entry in this list contains the *item-name* and a pointer to the first node in the tree that has the same item-name.

Notice that the COFI-tree for F, Figure 2, is made of only two nodes: the root node containing F and one child node for B with frequency = 2, this is because item F occurs twice

only with item B in the database presented in Table 5. The same thing happens with item E, but it occurs with item A twice. Item C occurs with 3 items, namely A, B and D, and consequently 4 nodes are created as CBA: 4 forms one branch with support = 4 for each node in the branch. CDA: 1 creates another branch with support =1 for the branch except node C as its support becomes 5 (4+1). Pattern CD: 2 already has a branch built, so only the frequency is updated, C becomes 7, and D becomes 3. Finally CB: 1 already shares the same prefix with an existing branch so only counters are updated and thus C becomes 8 and B becomes 5. The D tree is made of one branch as item D occurs once with an item that is more frequent than D, which is in DA: 1 in CDA: 1. Finally item B occurs 4 times with item A from CBA: 4 (C is ignored in the last two cases as it is less frequent than B and A). The header in each tree, like with FP-Trees, constitutes a list of all frequent items to maintain the location of first entry for each item in the COFI-Tree. A link is also made for each node in the tree that points to the next location of the same item in the tree if it exists.

The COFI-trees of all frequent items are not constructed together. Each tree is built, mined, then discarded before the next COFI-tree is built. The mining process is done for each tree independently with the purpose of finding all frequent k-itemset patterns that the item on the root of the tree participates in. A top-down approach is used to generate and compute maximum n patterns at a time, where n is the number of nodes in the COFI-tree that is being mined excluding the root node of the tree. The frequency of other sub-patterns can be deduced from their parent patterns without counting their occurrences in the database.

Steps to produce frequent patterns related to the C item for example, are illustrated in Figure 3. From each branch of the tree, using the support count and the participation count, candidate frequent patterns are identified and stored temporarily in a list. The non-frequent ones are discarded at the end when all branches are processed. Figure 3 shows the frequent itemsets containing C discovered assuming a support threshold greater than 2. Mining the “COFI-tree of item C” starts from the most frequent item in the tree, which is item A. Item A exists in two branches in the C tree which are (A: 4, B: 5, and C:8) and (A: 1, D: 3, and C: 8). The frequency of each branch is the frequency of the first item in the branch minus the participation value of the same node. Item A in the first branch has a frequency value of 4 and participation value of 0 which makes the first pattern ABC frequency equals to 4. The participations values for all nodes in this branch are incremented by 4, which is the frequency of this pattern. In the first pattern ABC: 4, we need to generate all sub patterns that item C participates in which are AC: 4 and BC: 4. The second branch that has A generates the pattern ADC: 1 as the frequency of A on this branch is 1 and its participation value equals to 0. All participation values on these nodes is incremented by 1. Sub-patterns are also generated from the ADC pattern which are DC: 1 and AC: 1. The second pattern already exists with support value equals to 4, and only updating its value is needed to make it equal to 5. The second frequent item in this tree, “B” exists in one branch (B: 5 and C: 5) with participation value of 4 for the B node. (BC: 1) is produced from this branch and since BC pattern already exists with a frequency value equals to 4, then only its frequency is

updated to become 5. Finally, the D item is the last item to test as it exists in one branch, (D: 3, C: 8) with participation value of 1 for the D node. A pattern DC: 2 is produced and its value is added to the existing DC: 1 pattern to make it DC: 3. Finally all non-frequent patterns are omitted leaving us with only frequent patterns that item C participate in. The COFI-Tree of Item C can be removed at this time and another tree can be generated and tested to produce all the frequent patterns related to the root node.

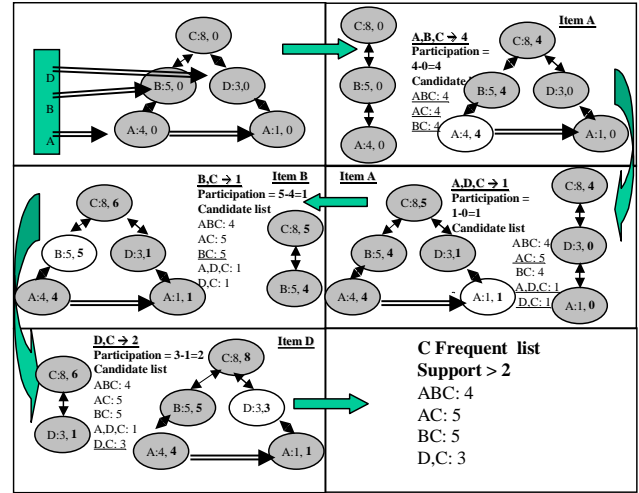


Figure 3: Steps needed to generate frequent patterns related to item C

4. INVERTED MATRIX ALGORITHM

The Inverted Matrix association rule algorithms are sets of algorithms with the purpose of mining large transactional databases with minimal candidacy generation and reducing the effects of superfluous work. These algorithms are divided among the two phases of the mining process namely the pre-processing in which the Inverted Matrix is built and the mining phase in which the discovery of frequent patterns occurs.

4.1 Building the Inverted Matrix

The Inverted Matrix is a disk-based data layout that is made of two parts: the index and the transactional array. The index contains the items and their respective frequency. The transactional array is a set of rows in which each row is associated with one item in the index part. Each row is made of pairs representing pointers, where each pair holds 2 information: the physical address in the index part of the next item in the same transaction, and the physical address in the row of the next item in the same transaction. Building the Inverted Matrix is done in two passes of the database during the pre-processing phase. The first pass scans the whole database to find the frequency of each item. The item list is then ordered in ascending order according to their frequency. Pass two of the database reads each transaction from the database and orders it also into ascending order based on the frequency of each item. In the index part, the location of the first item in the transaction is sought and an entry to its transactional array is added that holds the location of the next item in this transaction. For the

second item the same process occurs, in which an entry in the transactional table of the second item is added to hold the location of the third item in the transaction. The same process is repeated for all items in this transaction. The following transaction is read next and the same occurs for all its items. This process repeats for all transactions in the database. Algorithm 1 depicts the steps needed to build the Inverted Matrix.

Algorithm 1: Inverted Matrix (IM) Construction

Input : Transactional Database (\mathcal{D})

Output : Disk Based Inverted Matrix

Method :

Pass I

1. Scan \mathcal{D} to identify unique items with their frequencies.
2. Sort the items in ascending order of their frequency.
3. Create the index part of the IM using the sorted list.

Pass II

1. While there is a transaction T in the database (\mathcal{D}) do
 - 1.1 Sort the items in the transaction T into ascending order according to their frequency
 - 1.2 while there are items s_i in the transaction do
 - 1.2.1 Add an entry in its corresponding transactional array row with 2- parameters
 - (A) Location in index part of the IM of the next item s_{i+1} in T null if s_{i+1} does not exist.
 - (B) Location of the next empty slot in the transactional array row of s_{i+1} , null if s_{i+1} does not exist.
 - 1.3 Goto 1.2
2. Goto 1

4.2 Mining the Inverted Matrix

Association rule mining starts by defining the support level σ . Based on the given support, the algorithm finds all frequent patterns that occur more than σ . The objectives behind the Inverted Matrix mining algorithm are two fold: first, minimizing the candidacy generation; second, eliminating the superfluous scans of non-frequent items. To accomplish this, a *support border* is defined. This border indicates where to slice the Inverted Matrix to gain direct access to those items that are frequent. In other words, the border is the first item in the index of the Inverted matrix that has a support greater or equal to σ . For Each item \mathcal{I} in the index of the slice of the inverted matrix is considered at a time starting from the least frequent, a Co-Occurrence Frequent Item Tree for \mathcal{I} is built by following the chain of pointers in the transactional array of the Inverted Matrix. This \mathcal{I} -COFI-tree is mined branch by branch starting with the node of the most frequent item and going upward in the tree to identify candidate frequent patterns containing \mathcal{I} . A list of these candidates is kept and updated with frequencies of the branches where they occur. Since a node could belong to more than one branch of the tree, a participation count is used to avoid re-counting items and patterns. Algorithm 2 presents the steps needed to generate the COFI-trees and mining them.

Algorithm 2: Creating and Mining COFI-Trees

Input: Inverted Matrix (IM) and a minimum support threshold σ

Output: Full set of frequent patterns

Method:

1. Frequency_Location = Apply binary search on the index part of the IM to find the Location of the first frequent item based on σ .
2. While (Frequency_Location < IM_Size) do
 - 2.1 A = Frequent item at location (Frequency_Location)
 - 2.2 A_Transactional = The Transactional array of item A
 - 2.3 Create a root node for the (A)-COFI-Tree with *frequency-count* and *participation-count* = 0
 - 2.4 Index_Of_TransactionalArray = 0
 - 2.5 While (Index_Of_TransactionalArray < Frequency of item A)
 - 2.5.1 B = item from Transactional array at location (Index_Of_TransactionalArray)
 - 2.5.2 Follow the chain of item B to produce sub-transaction C
 - 2.5.3 Items on C form a prefix of the (A)-COFI-Tree.
 - 2.5.4 If the prefix is new then
 - 2.5.4.1 Set *frequency-count*= 1 and *participation-count*= 0 for all nodes in the path
 - Else
 - 2.5.4.2 Adjust the *frequency-count* of the already exist part of the path.
 - 2.5.5 Adjust the pointers of the *Header list* if needed
 - 2.5.6 Increment Index_Of_TransactionalArray
 - 2.5.7 Goto 2.5
 - 2.6 MineCOFI-Tree (A)
 - 2.7 Release (A) COFI-Tree
 - 2.8 Increment Frequency_Location //to build the next COFI-Tree
3. Goto 2

Function: MineCOFI-Tree (A)

1. nodeA = select_next_node //Selection of nodes will start with the node of most frequent item and following its chain, then the next less frequent item with its chain, until we reach the least frequent item in the *Header list* of the (A)-COFI-Tree
2. while there are still nodes do
 - 2.1 D = set of nodes from nodeA to the root
 - 2.2 F= *frequency-count-participation-count* of nodeA
 - 2.3 Generate all Candidate patterns X from items in D. Patterns that do not have A will be discarded
 - 2.4 Patterns in X that do not exist in the A-Candidate List will be added to it with frequency = F otherwise just increment their frequency with F
 - 2.5 Increment the value of *participation-count* by F for all items in D
 - 2.6 nodeA = select_next_node
 - 2.7 Goto 2
3. Based on support threshold σ remove non-frequent patterns from A Candidate List.

In our previous example In Table 3, If σ is greater than 4 then the first frequent item will be item C at location 16 in the index part of the Inverted Matrix. The first element in

the transactional array for item C denotes that it shares the same transaction with the item at location 17 which is E. At location (17,1) we find that the other item A at location 18, shares with them the same transaction. From this, the first child node of C is created holding an entry for item E, and another child node from E is created holding an entry for item A. The frequency of all these items are set to 1 and their participation is set to 0. The second entry of the transactional array of item C is (17,2), and at location (17,2) we find an entry of (18,2). This means that items E, and A also share another transaction with item C. Since entries for these items have already been created in the same order, then there will be no need to create new nodes as we will only increment their frequencies. By scanning all entries for item C with their chain, we can build the C-COFI-Tree as in Figure 4A. Methods in Algorithm 2 are applied on the C-COFI-Tree to generate all frequent patterns related to C, which are CE:5, CA:5, and CEA:5. The C-COFI-Tree can be released at this stage, and its memory space can be used for the next tree.

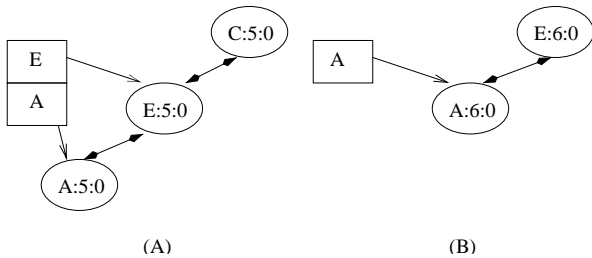


Figure 4: COFI-Trees (A) Item C, (B) Item E

The same process happens for the next frequent item that is at location 17 (item E). Figure 4B presents its COFI-Tree which generates the frequent pattern EA:6.

5. EXPERIMENTAL EVALUATIONS AND PERFORMANCE STUDY

To test the efficiency of the Inverted Matrix approach, we conducted experiments comparing our approach with a two well-known algorithms namely: *Apriori* and FP-Growth. To avoid implementation bias, third party *Apriori* implementation, by Christian Borgelt [5], and FP-growth [9] written by its original authors are used. The experiments were run on a 733-Mhz machine with a relatively small RAM of 256MB.

Transactions were generated using IBM synthetic data generator [3]. We conducted different experiments to test the Inverted Matrix algorithm when mining extremely large transactional databases. We tested the applicability and scalability of the Inverted Matrix algorithm. In one of these experiments, we mined using a support threshold of 0.01% transactional databases of sizes ranging from 1 million to 25 million transactions with an average transaction length of 24 items. The dimensionality of the 1 million transaction dataset was 10,000 items while the datasets ranging from 5 million to 25 million transactions had a dimensionality of 100,000 unique items. Table 6 and Figure 5 illustrate the comparative results obtained with *Apriori*, FP-Growth and the Inverted Matrix. *Apriori* failed to mine the 5 million transactional database and FP-Tree couldn't mine beyond the 5 million transaction mark. The Inverted Matrix, how-

ever, demonstrates good scalability as this algorithm mines 25 million transactions in 2731s (about 45 min). None of the tested algorithms, or reported results in the literature reaches such a big size.

Table 6: Time needed in seconds to mine different transaction sizes

Mining different sizes		Support (0.01%)					
		1M	5M	10M	15M	20M	25M
Algorithm							
Apriori	Time	2100	N/A	N/A	N/A	N/A	N/A
FP-Tree	In	907	2401	N/A	N/A	N/A	N/A
Inverted Matrix	Sec	430	730	1280	1830	2200	2731

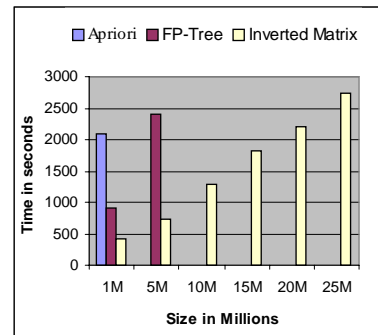


Figure 5: Time needed in seconds to mine different transaction sizes

To test the behavior of the Inverted Matrix vis-à-vis different support thresholds, a set of experiments was conducted on a database size of one million transactions, with 10,000 items and an average transaction length of 24 items. The matrix was built in about 763 seconds and it occupied a size of 109MB on the hard drive. The original transactional database with a horizontal layout uses 102MB. The mining process tested different support levels, which are 0.0025% that revealed almost 125K frequent patterns, 0.005% that revealed nearly 70K frequent patterns, 0.0075% that generated 32K frequent patterns and 0.01 that returned 17K frequent patterns. Table 7 reports the time needed in seconds for each one of these runs. The results show that the Inverted Matrix algorithm outperforms both *Apriori* and FP-growth algorithms in all cases. Figure 6 depicts the results of Table 7. It is true that there was an overhead cost which was not recorded in Table 7, namely the cost of building the Inverted Matrix. In this particular reported result we meant to focus on the actual mining time. The Inverted Matrix is built once for all and used to mine with four different support thresholds. The total execution time needed for FP-Growth to mine these four cases is 15607s, while *Apriori* needed 22500s, and the Inverted Matrix needed only 4540s, in addition to the 763s needed to build the matrix on disk. This makes the total execution time for the Inverted Matrix algorithms about 5303s, one third of the time needed by FP-Growth. Building the disk-based data structure once and mining it many times by using different supports, saves the overall execution time in comparison with other algorithms. This total time for all runs is illustrated in Figure 5. More time improvements could be achieved if more support levels are tested, amortizing the building time over many runs.

Notice that given the highly interactive nature of most KDD processes, a “build-once-mine-many” approach is always desirable.

Table 7: Time needed to mine 1M transactions with different supports level

Mining 1M transactions		Support (%)			
		0.0025	0.005	0.0075	0.01
Algorithm					
Apriori	Time	11300	6200	2900	2100
FP-Tree	In	6800	5600	2300	907
Inverted Matrix	Sec.	2300	1030	780	430

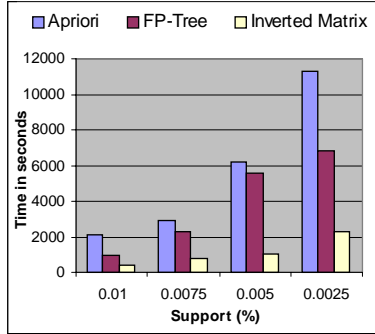


Figure 6: Time needed to mine 1M transactions with different supports levels

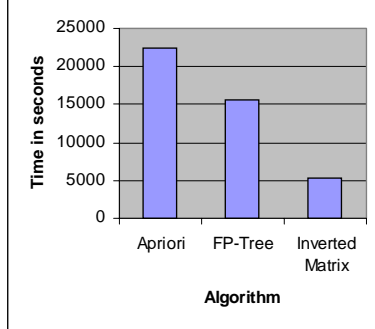


Figure 7: Accumulated time needed to mine 1M transactions using four different support levels

6. DISCUSSION AND FUTURE WORK

Finding scalable algorithms for association rule mining in extremely large databases is the main goal of our research. To reach this goal, we propose a new set of algorithms that uses the disk to store the transactions in a special layout called Inverted Matrix. It also uses the memory to interactively mine relatively small structures called COFI-Trees. The experiments we conducted showed that our algorithms are scalable to mine tens of millions of transactions, if not more. Our study reinforces that in mining extremely large transactions; we should not work on algorithms that build huge memory data structures, nor on algorithms that scan the massive transactions many times. What we need is a

disk-based-algorithm that can store the massive size and allow random access, and small memory structures that can be independently created and mined based on the available absolute memory size.

While the results seem promising, there are still many improvements that can be done to further develop the Inverted Matrix approach. We are currently focusing on building a parallel framework for association rule mining for large-scale data that would use the matrix idea in a cluster context. The improvements we are currently investigating are issues related to the reduction of the Inverted Matrix size (i.e. compression), the reduction of the number of I/Os when building the COFI-trees, the update of the matrix by addition and deletion of transactions, and the parallelization of the construction and mining of the Inverted Matrix.

6.1 Compressing the size of Inverted Matrix

Compressing the size of the Inverted Matrix without losing any data is an important issue that could improve the efficiency of the Inverted Matrix algorithm. To achieve this, one could merge similar transactions into new dummy ones, or even merge sub-transactions. For example in Figure 1A, we can find that the first two transactions contain items A, B, C, D, E and A, E, C, H, G. Ordering both transactions as usual into ascending order according to their frequency produces two new transactions, which are D, B, C, E, A and G, H, C, E, A. Both transactions share the same suffix, which is C, E, and A. Consequently, we can view them as one transaction consisting of $\frac{D,B}{G,H}(C(2), E(2), A(2))$, where any number between brackets represents the occurrences of the item preceding it. Using the same methodology we can find that the Inverted Matrix can be compressed. The compressed Inverted Matrix corresponding to Figure 1A is depicted in Table 8. With such compressed matrix we can dramatically reduce the number of I/Os and thus improve further the performance.

Table 8: Compressed Inverted Matrix

loc	Index	Transactional Array		
		1	2	3
1	(P,1)	(10,2)(1)		
2	(F,1)	(5,1)(1)		
3	(Q,1)	(4,1)(1)		
4	(R,1)	(6,2)(1)		
5	(J,1)	(13,2)(1)		
6	(O,2)	(8,2)(1)	(9,2)(1)	
7	(D,2)	(15,1)(2)		
8	(K,2)	(12,2)(1)	(9,1)(1)	
9	(L,2)	(10,1)(1)	(18,1)(1)	
10	(M,2)	(11,1)(1)	(11,2)(1)	
11	(N,2)	(ϕ , ϕ)(1)	(15,2)(1)	
12	(I,3)	(15,1)(1)	(16,1)(1)	(13,3)(1)
13	(G,3)	(14,1)(1)	(14,2)(2)	
14	(H,3)	(16,1)(1)	(17,1)(2)	
15	(B,4)	(16,1)(3)	(18,1)(1)	
16	(C,5)	(17,1)(5)		
17	(E,6)	(18,1)(6)		
18	(A,9)	(ϕ , ϕ)(9)		

6.2 Reducing the number of I/Os needed

The Inverted Matrix groups the transactions based on their frequency. Frequent items are clustered at the bottom of the Inverted Matrix. Traversing one transaction can be done by calling more than one page from the database. We are currently investigating the possibility of reducing the number of pages read from the database by clustering the same transactions on the same pages at the database level.

6.3 Updateable Inverted Matrix

With a horizontal layout, adding transactions is simply appending those transactions to the database. With a vertical layout, each added transaction results in updates in the database entries of all items in the transaction. The Inverted Matrix is neither horizontal nor vertical but a combination, making the addition of new transactions a complex operation. Updateable Inverted Matrix is an important issue in our research. One of the main advantages of the Inverted Matrix is that changing the support level does not mean re-scanning the database again. Changing the database either by adding or deleting transactions changes the Inverted Matrix, leading to the need of re-building it again. We are investigating efficient ways to update the Inverted Matrix without having to rebuild it completely or jeopardizing its integrity.

6.4 Parallelizing the Inverted Matrix

The Inverted Matrix could be built in parallel. Each processor could build its own Inverted Matrix that reflects all transactions on its node in the cluster. The index part of the small Inverted Matrices would reflect the global frequency of the items in all transactions. Building these distributed Inverted Matrices would also be done using two passes over the local data. The first pass or scan to generate the local frequency for each item. Generating the global frequency of each item could be done either by broadcasting or scattering these local supports. The second pass for each local node is almost identical to the second pass of the sequential version, where communication between nodes is minimal. Mining the distributed Inverted Matrices would start by finding the support border based on the given support by the user. Each node creates its conditional pattern for each item and sends it to a designated processor for the said item to generate its global conditional pattern, which in turn elicits the frequent patterns.

7. ACKNOWLEDGMENTS

We would like to thank Jian Pei for providing us with the executable code of the FP-Growth program used in our experiments. This research is partially supported by a Research Grant from NSERC, Canada.

8. REFERENCES

- [1] R. Agrawal, T. Imielinski, and A. Swami. Mining association rules between sets of items in large databases. In *Proc. 1993 ACM-SIGMOD Int. Conf. Management of Data*, pages 207–216, Washington, D.C., May 1993.
- [2] R. Agrawal and R. Srikant. Fast algorithms for mining association rules. In *Proc. 1994 Int. Conf. Very Large Data Bases*, pages 487–499, Santiago, Chile, September 1994.
- [3] IBM. Almaden. Quest synthetic data generation code. <http://www.almaden.ibm.com/cs/quest/syndata.html>.
- [4] M.-L. Antonie and O. R. Zaïane. Text document categorization by term association. In *IEEE International Conference on Data Mining*, pages 19–26, December 2002.
- [5] C. Borgelt. Apriori implementation. <http://fuzzy.cs.uni-magdeburg.de/~borgelt/apriori/apriori.html>.
- [6] S. Brin, R. Motwani, J. D. Ullman, and S. Tsur. Dynamic itemset counting and implication rules for market basket data. In *Proc. 1997 ACM-SIGMOD Int. Conf. Management of Data*, pages 255–264, Tucson, Arizona, May 1997.
- [7] E.-H. Han, G. Karypis, and V. Kumar. Scalable parallel data mining for association rule. *Transactions on Knowledge and data engineering*, 12(3):337–352, May-June 2000.
- [8] J. Han and M. Kamber. *Data Mining: Concepts and Techniques*. Morgan Kaufman, San Francisco, CA, 2001.
- [9] J. Han, J. Pei, and Y. Yin. Mining frequent patterns without candidate generation. In *ACM-SIGMOD*, Dallas, 2000.
- [10] J. Hipp, U. Guntzer, and G. Nakaezadeh. Algorithms for association rule mining - a general survey and comparison. *ACM SIGKDD Explorations*, 2(1):58–64, June 2000.
- [11] H. Huang, X. Wu, and R. Relue. Association analysis with one scan of databases. In *IEEE International Conference on Data Mining*, pages 629–636, December 2002.
- [12] J. Liu, Y. Pan, K. Wang, and J. Han. Mining frequent item sets by opportunistic projection. In *Eight ACM SIGKDD International Conf. on Knowledge Discovery and Data Mining*, pages 229–238, Edmonton, Alberta, August 2002.
- [13] J. Park, M. Chen, and P. Yu. An effective hash-based algorithm for mining association rules. In *Proc. 1995 ACM-SIGMOD Int. Conf. Management of Data*, pages 175–186, San Jose, CA, May 1995.
- [14] O. R. Zaïane, J. Han, and H. Zhu. Mining recurrent items in multimedia with progressive resolution refinement. In *Int. Conf. on Data Engineering (ICDE'2000)*, pages 461–470, San Diego, CA, February 2000.
- [15] M. Zaki, S. Parthasarathy, M. Ogihara, and W. Li. New algorithms for fast discovery of association rules. In *3rd Intl. Conf. on Knowledge Discovery and Data Mining*, 1997.
- [16] M. J. Zaki. Parallel and distributed association mining: A survey. *IEEE Concurrency, Special Issue on Parallel Mechanisms for Data Mining*, 7(4):14–25, December 1999.